

EA3GCY HAM RADIO KITS

www.qrphamradiokits.com

ea3gcy@gmail.com

CONNECTIONS WITH DB4020-BOX ENCLOSURE

You must adapt the DB4020-BOX connector to microphone wires.
You can use any combination of cables. There is no standardized wiring planned.
The connector has 5 ways. But only 4 ways are used (included the microphone built-in speaker).

Wires:

White: *GND*

Red: *MIC*

Green: *SPEAKER* for BAOFENG (or PTT for other brands)

Black: *PTT* for BAOFENG (or SPEAKER for other brands)

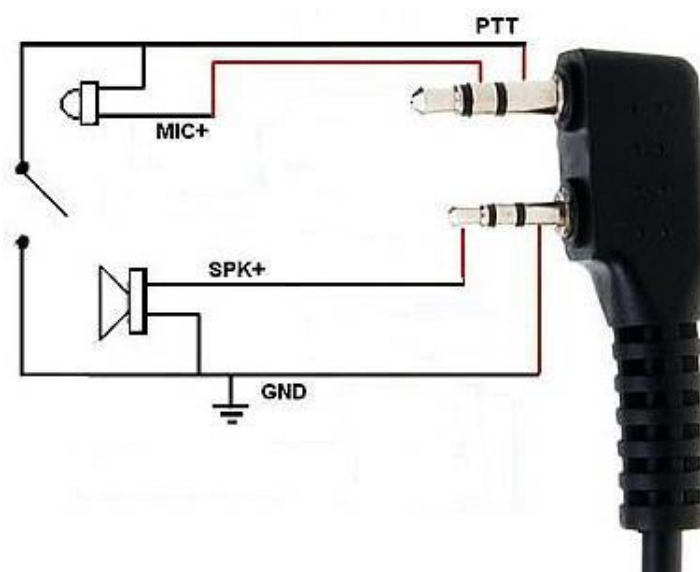


Note: See also the DB4020 / EGV+ BOX manual.


GENERAL USE FOR OTHER CABINETS

Electret microphone / Speaker.

Microphone inside:





Wiring jacks to radio are:



Socket jacks board kit.

Before mounting the external connection jacks, you should cut the protrusions located at the bottom of these jacks; otherwise you will not be able to solder them in the correct position. See the image.



2.5 and 3.5mm jacks socket board